
Attendance Boundary Recommendation

February 26, 2018

Every Student Future Ready.

Attendance Boundary Committee

- September 2017** – Work began with Templeton
 - 14 Campuses were identified
- December 2017** – Committee member invitations included:
 - Principal or Asst. Principal from each campus
 - A teacher from each campus
 - 2 parents from each campus that is changing schools
- January 18, 2018** – 1st Boundary Committee Meeting
- January 25, 2018** – 2nd Boundary Committee Meeting
- February 1, 2018** – Final Boundary Committee Meeting
- February 12, 2018** – Present recommendation to Board of Trustees
- February 13, 2018** – Facebook Live Event
- February 20, 2018** – Attendance Boundary Open Public Meeting
- February 26, 2018** – Board of Trustees to take action on recommendation

Attendance Boundary Committee

NISD Beliefs, Concerns & Strategies

NISD Core Beliefs

1. Kids come first
2. Continuous improvement is essential for future success
3. The success of each student is the shared responsibility of students, families, schools, and communities
4. Environment influences learning

Review Boundary Concerns & Strategies

- Solution-Based Decisions
- Prevent Campus Overcrowding
- Safety & Security for Students and Staff
- Learning Environments with Appropriate Class Sizes
- Improve Efficiency of Schools
- Minimize Future Changes

Attendance Boundary Committee

Affected Campuses

Opening of Adams M.S.

- Chisholm Trail M.S.
- Tidwell M.S.
- Wilson M.S.

Opening of Curtis E.S.

- Haslet E.S.
- Peterson E.S.
- Nance E.S.

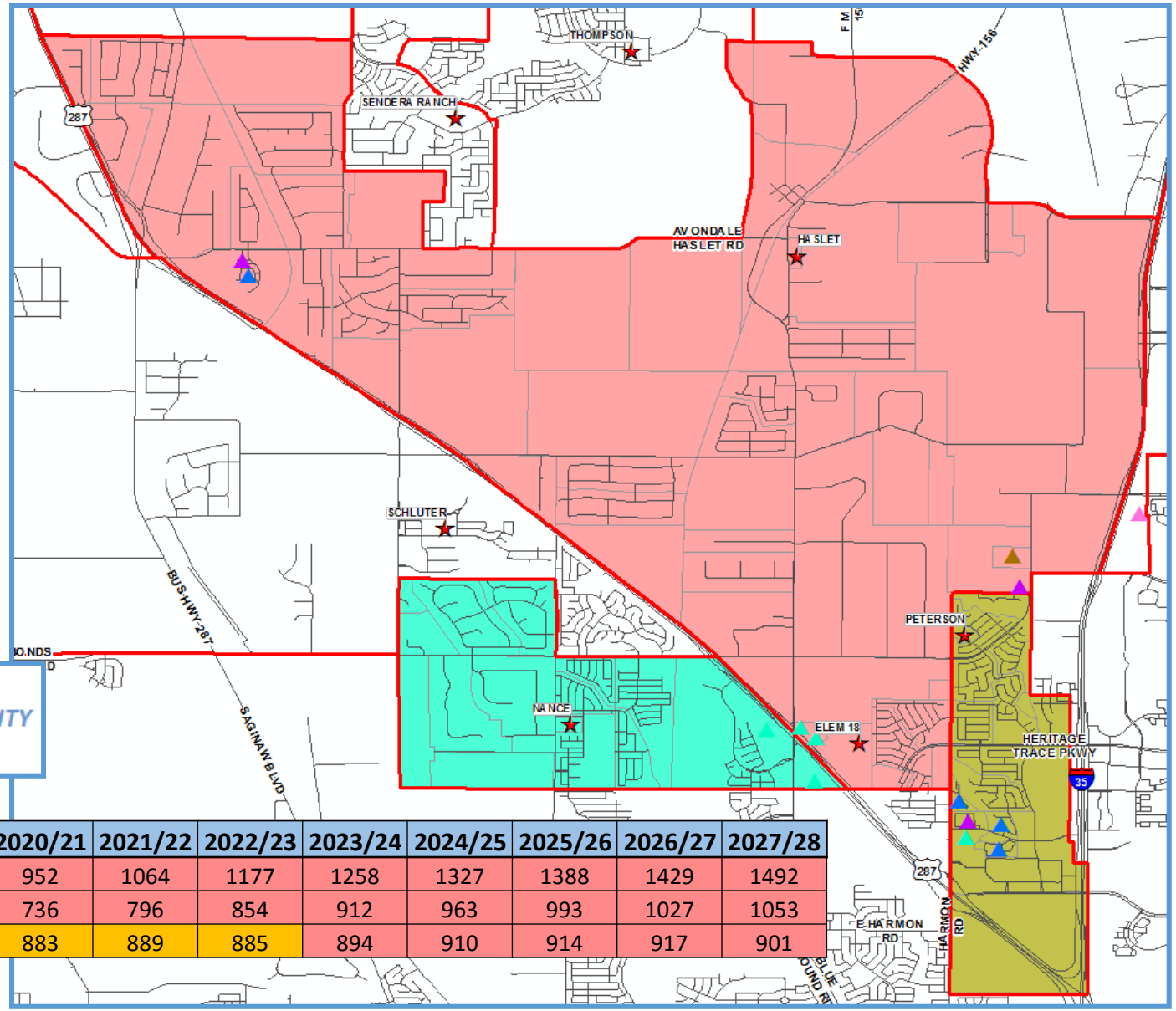
Additional Recommendations

Granger E.S. – Hughes E.S.

Thompson E.S. – Sendera Ranch E.S

Hatfield E.S. – Clara Love E.S.

Current Boundaries



YELLOW 95% - 100% CAPACITY
ORANGE 100% - 105% OVER CAPACITY
RED > 105% OVER CAPACITY

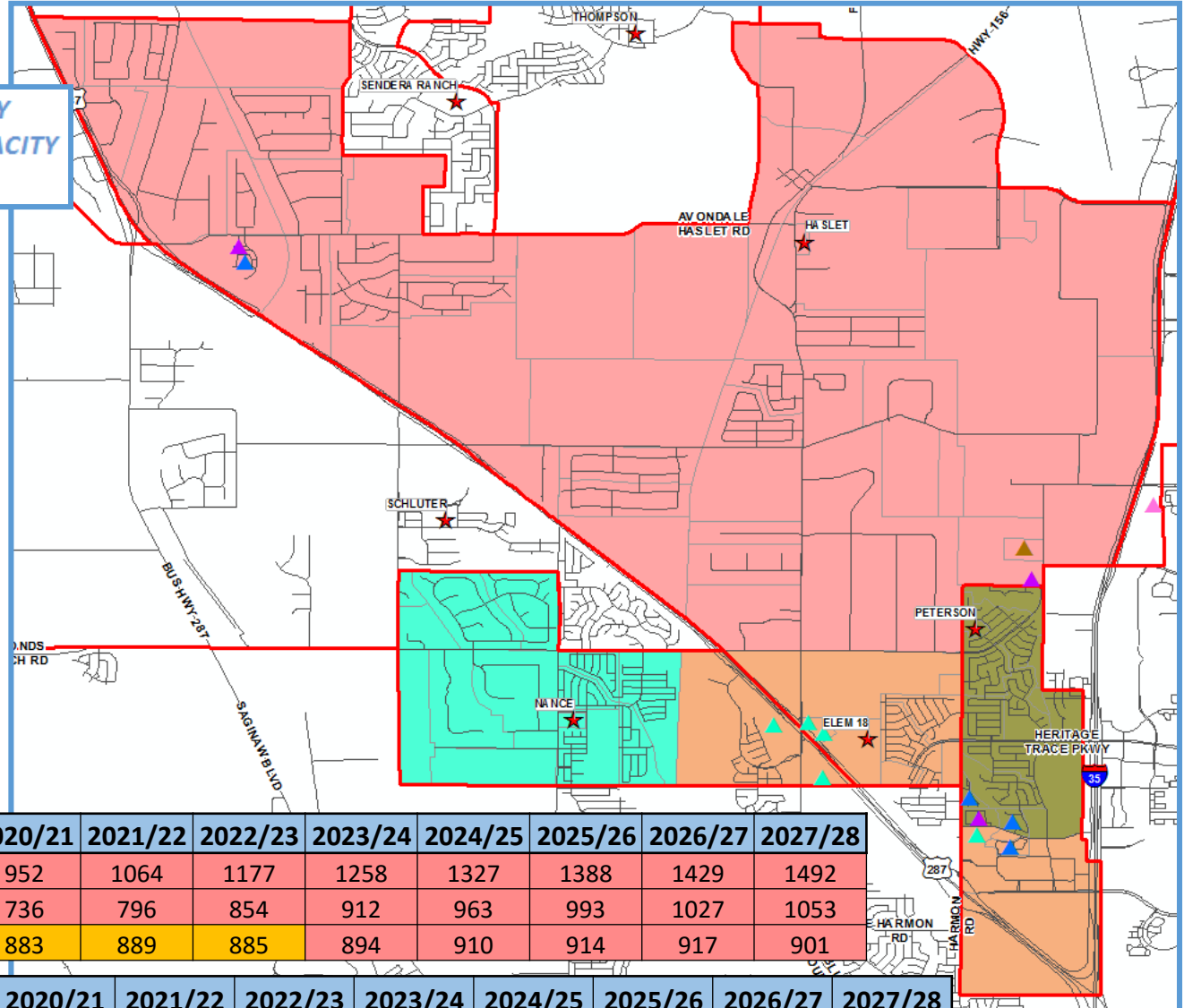
ELEM_NAME	2018/19	2019/20	2020/21	2021/22	2022/23	2023/24	2024/25	2025/26	2026/27	2027/28
HASLET	787	869	952	1064	1177	1258	1327	1388	1429	1492
NANCE	614	678	736	796	854	912	963	993	1027	1053
PETERSON	830	863	883	889	885	894	910	914	917	901



Elementary 18 Boundaries

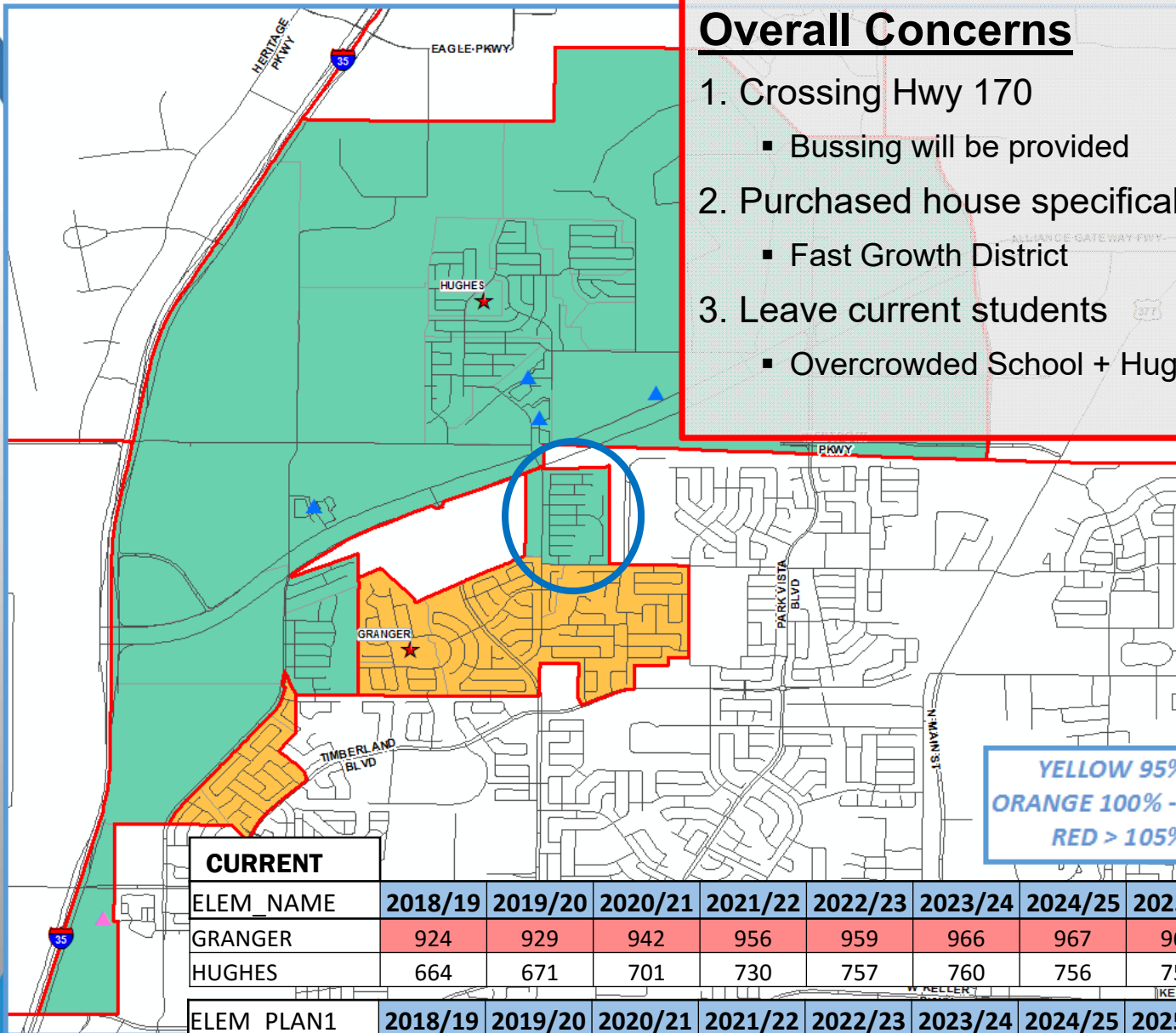


YELLOW 95% - 100% CAPACITY
 ORANGE 100% - 105% OVER CAPACITY
 RED > 105% OVER CAPACITY



CURRENT											
ELEM_NAME	2018/19	2019/20	2020/21	2021/22	2022/23	2023/24	2024/25	2025/26	2026/27	2027/28	
HASLET	787	869	952	1064	1177	1258	1327	1388	1429	1492	
NANCE	614	678	736	796	854	912	963	993	1027	1053	
PETERSON	830	863	883	889	885	894	910	914	917	901	
ELEM_PLAN1	2018/19	2019/20	2020/21	2021/22	2022/23	2023/24	2024/25	2025/26	2026/27	2027/28	
ELEM 18	391	499	622	692	726	740	753	758	768	793	
HASLET	472	493	536	623	729	808	875	935	975	1020	
NANCE	557	574	578	593	624	670	711	737	762	781	
PETERSON	811	844	835	841	837	846	861	865	868	852	

Granger/Hughes Rezoning



Overall Concerns

1. Crossing Hwy 170
 - Bussing will be provided
2. Purchased house specifically for Granger
 - Fast Growth District
3. Leave current students
 - Overcrowded School + Hughes Addition

YELLOW 95% - 100% CAPACITY
 ORANGE 100% - 105% OVER CAPACITY
 RED > 105% OVER CAPACITY

CURRENT										
ELEM_NAME	2018/19	2019/20	2020/21	2021/22	2022/23	2023/24	2024/25	2025/26	2026/27	2027/28
GRANGER	924	929	942	956	959	966	967	966	968	971
HUGHES	664	671	701	730	757	760	756	758	764	769
ELEM_PLAN1	2018/19	2019/20	2020/21	2021/22	2022/23	2023/24	2024/25	2025/26	2026/27	2027/28
GRANGER	832	837	849	861	864	870	871	870	872	875
HUGHES	756	763	794	825	852	856	852	854	860	865

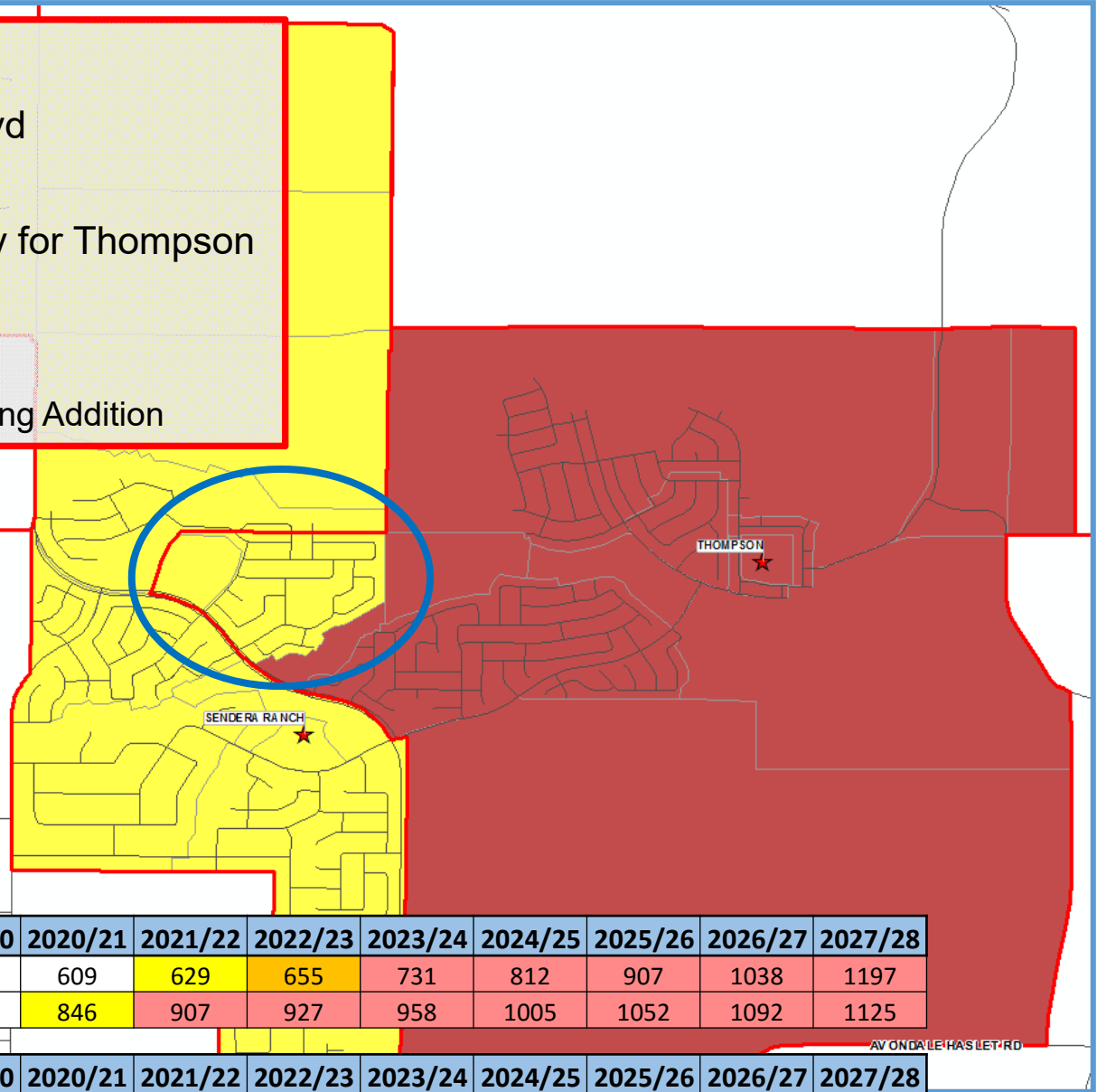


Sendera Ranch/Thompson Rezone

Overall Concerns

1. Crossing Sendara Ranch Blvd
 - Bussing will be provided
2. Purchased house specifically for Thompson
 - Fast Growth District
3. Leave current students
 - Overcrowded School + Building Addition

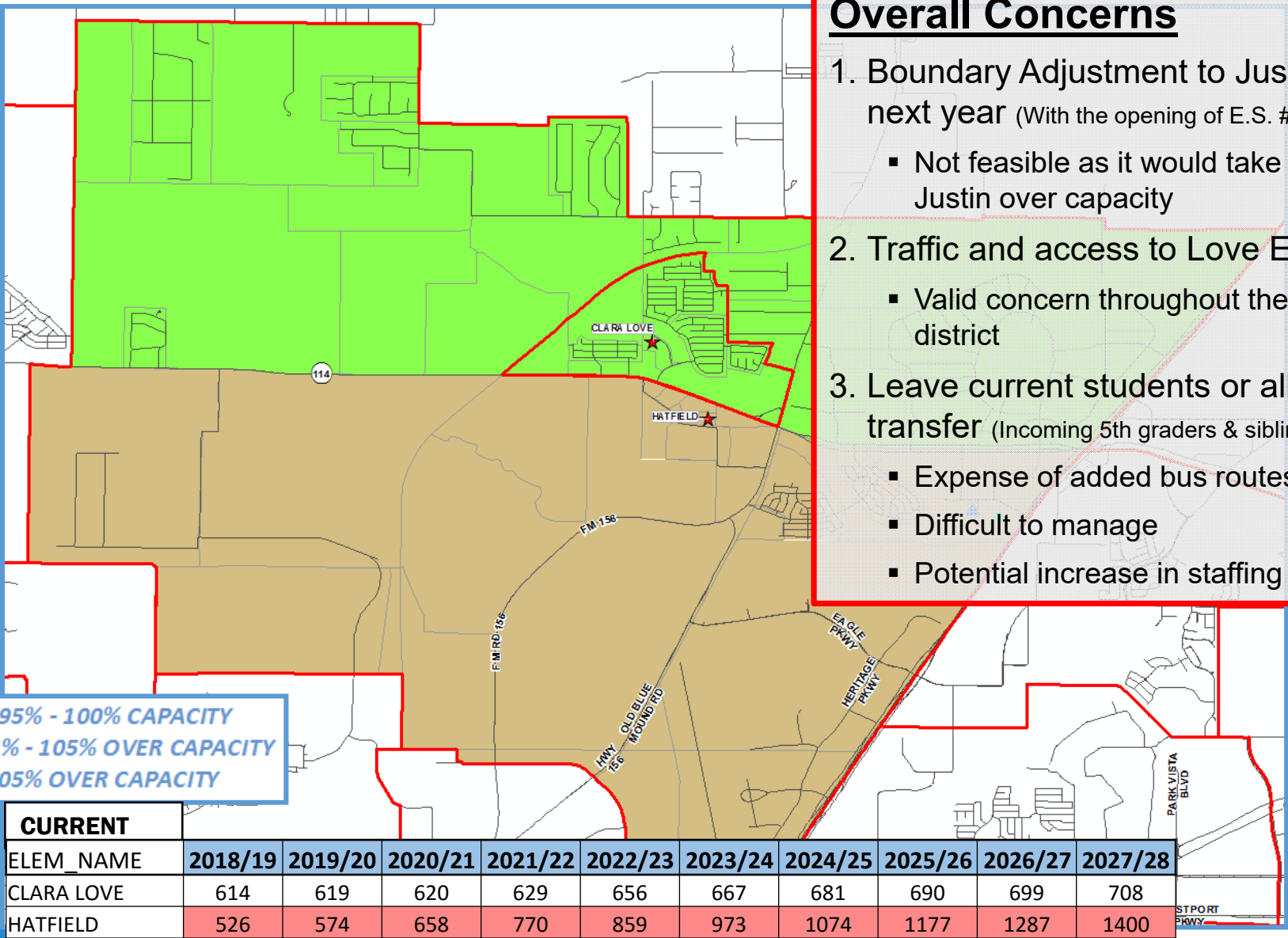
YELLOW 95% - 100% CAPACITY
 ORANGE 100% - 105% OVER CAPACITY
 RED > 105% OVER CAPACITY



CURRENT										
ELEM_NAME	2018/19	2019/20	2020/21	2021/22	2022/23	2023/24	2024/25	2025/26	2026/27	2027/28
SENDARA RANCH	567	583	609	629	655	731	812	907	1038	1197
THOMPSON	745	795	846	907	927	958	1005	1052	1092	1125
ELEM_PLAN1	2018/19	2019/20	2020/21	2021/22	2022/23	2023/24	2024/25	2025/26	2026/27	2027/28
SENDARA RANCH	691	703	726	746	768	841	921	1016	1146	1304
THOMPSON	621	675	729	790	814	848	896	943	984	1018



Clara Love/Hatfield Rezone



Overall Concerns

1. Boundary Adjustment to Justin next year (With the opening of E.S. #19)
 - Not feasible as it would take Justin over capacity
2. Traffic and access to Love E.S.
 - Valid concern throughout the district
3. Leave current students or allow transfer (Incoming 5th graders & siblings)
 - Expense of added bus routes
 - Difficult to manage
 - Potential increase in staffing

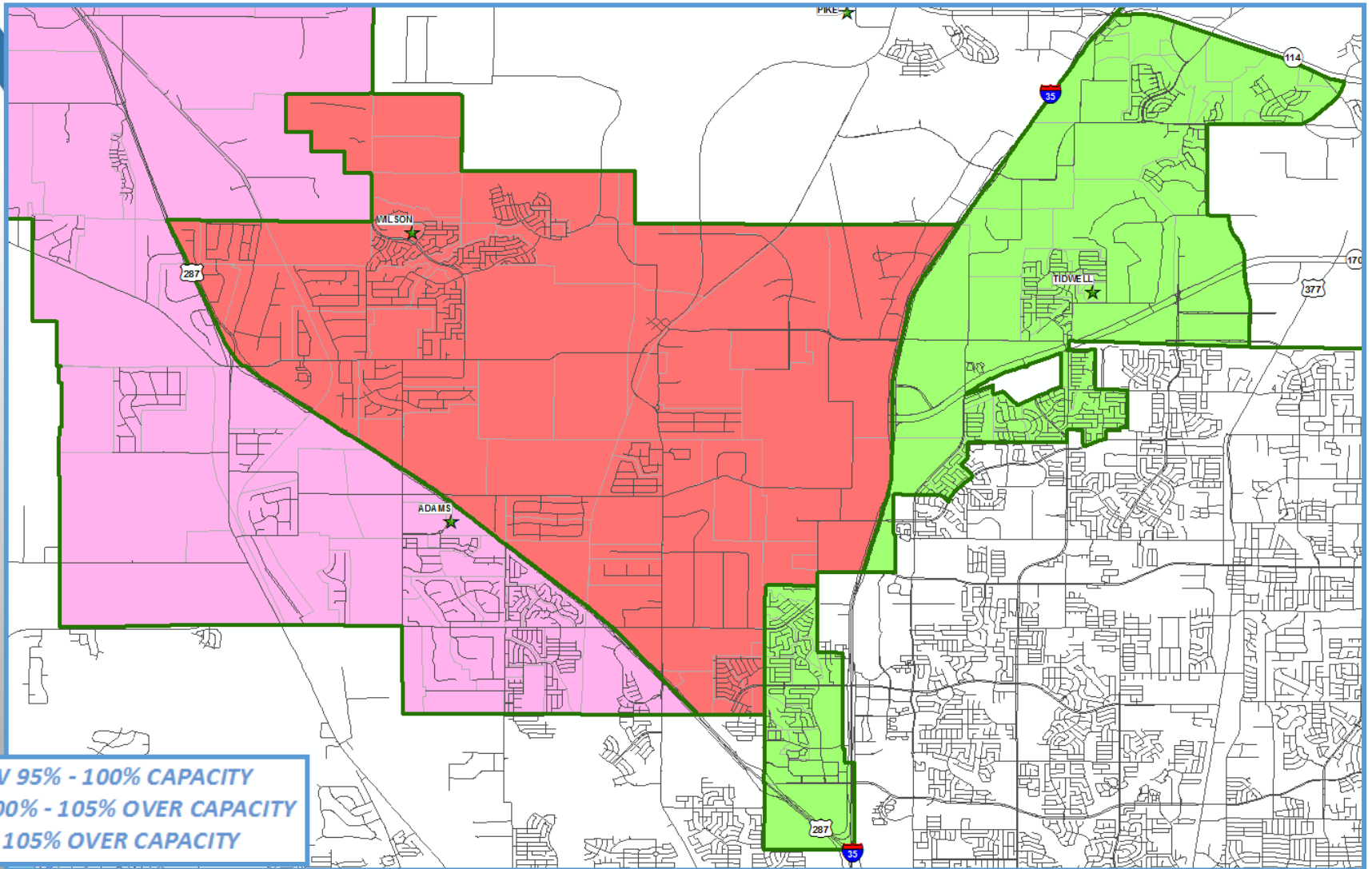
YELLOW 95% - 100% CAPACITY
 ORANGE 100% - 105% OVER CAPACITY
 RED > 105% OVER CAPACITY

CURRENT	2018/19	2019/20	2020/21	2021/22	2022/23	2023/24	2024/25	2025/26	2026/27	2027/28
ELEM_NAME										
CLARA LOVE	614	619	620	629	656	667	681	690	699	708
HATFIELD	526	574	658	770	859	973	1074	1177	1287	1400

ELEM_PLAN1	2018/19	2019/20	2020/21	2021/22	2022/23	2023/24	2024/25	2025/26	2026/27	2027/28
CLARA LOVE	804	826	863	922	991	1062	1129	1184	1221	1259
HATFIELD	336	367	415	477	524	578	626	683	765	849



Current Boundaries



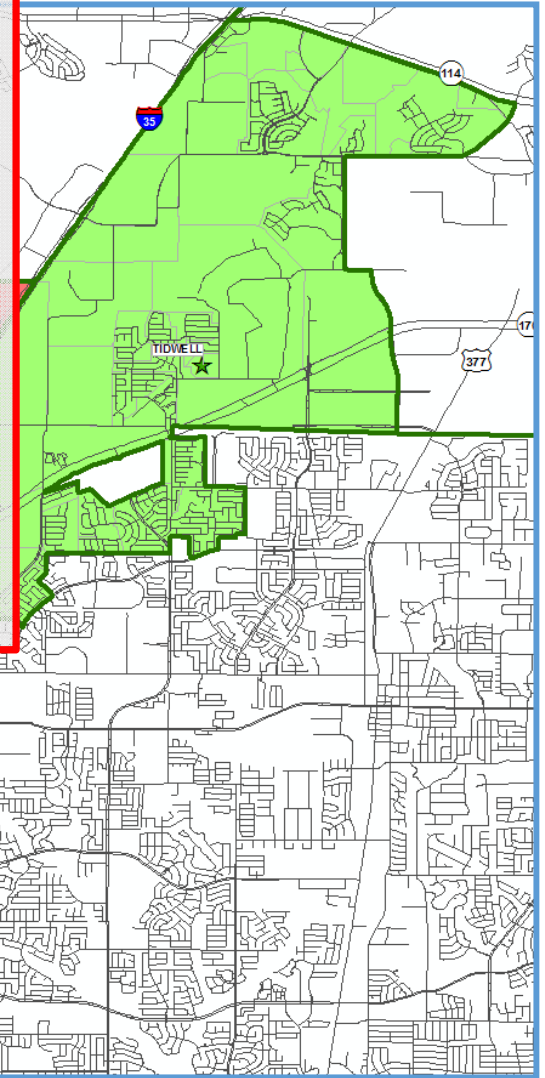
YELLOW 95% - 100% CAPACITY
 ORANGE 100% - 105% OVER CAPACITY
 RED > 105% OVER CAPACITY

MID_NAME	2018/19	2019/20	2020/21	2021/22	2022/23	2023/24	2024/25	2025/26	2026/27	2027/28
CHISHOLM TRAIL	1,097	1,134	1,250	1,312	1,415	1,478	1,594	1,711	1,804	1,891
TIDWELL	1,276	1,375	1,447	1,524	1,587	1,692	1,777	1,875	1,910	1,934
WILSON	1,143	1,242	1,307	1,359	1,427	1,542	1,648	1,723	1,806	1,907



Overall Concerns

1. Going to BNHS feeder, returning to EHS (Out of Feeder Pattern)
 - Ideal but never a guarantee
2. After school activities w/ siblings who attend EHS (Tidwell vs. Adams)
3. Overcrowded School
4. Overcrowded Bus
 - Not a boundary problem
5. Road Construction around Tidwell
 - This is prevalent throughout the NISD
6. Assurances of attending Adams
 - Even if provided... Fast Growth = Ever Changing



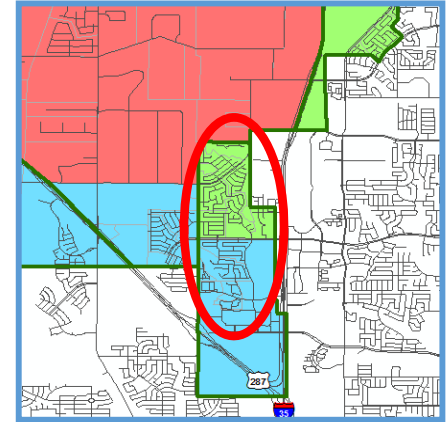
YELLOW 95% - 100% CAPACITY
ORANGE 100% - 105% OVER CAPACITY
RED > 105% OVER CAPACITY

MID_PLAN1	2018/19	2019/20	2020/21	2021/22	2022/23	2023/24	2024/25	2025/26	2026/27	2027/28
ADAMS	799	897	1040	1117	1,189	1,248	1,335	1,413	1,471	1,509
CHISHOLM TRAIL	492	467	472	462	485	491	525	563	598	652
TIDWELL	1,270	1,369	1,429	1,505	1,567	1,671	1,755	1,852	1,887	1,911
WILSON	997	1057	1101	1,146	1,221	1,334	1,437	1,514	1,598	1,694

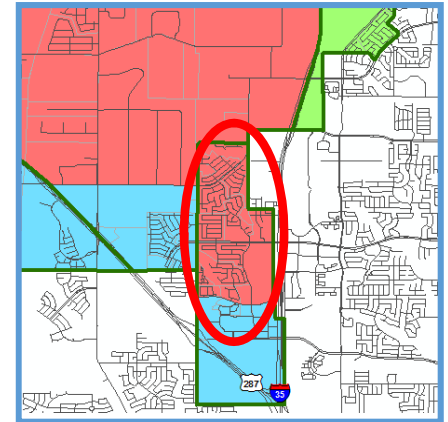




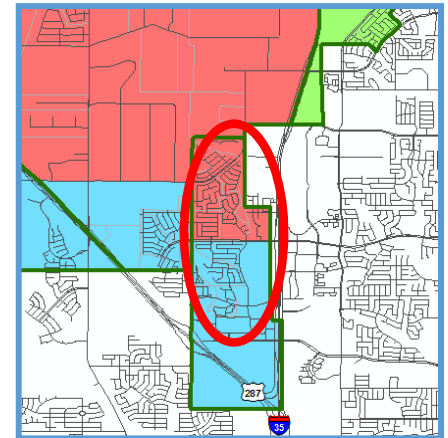
MID_PLAN1	2018/19	2019/20	2020/21	2021/22	2022/23	2023/24	2024/25	2025/26	2026/27	2027/28
ADAMS	923	1,034	1,180	1,261	1,339	1,408	1,504	1,591	1,652	1,693
TIDWELL	1,146	1,232	1,289	1,361	1,417	1,511	1,586	1,674	1,706	1,727
WILSON	997	1,057	1,101	1,146	1,221	1,334	1,437	1,514	1,598	1,694



MID_PLAN1	2018/19	2019/20	2020/21	2021/22	2022/23	2023/24	2024/25	2025/26	2026/27	2027/28
ADAMS	799	897	1,040	1,117	1,189	1,248	1,335	1,413	1,471	1,509
TIDWELL	972	1,050	1,102	1,167	1,217	1,297	1,361	1,437	1,464	1,482
WILSON	1,295	1,376	1,428	1,484	1,571	1,708	1,831	1,929	2,021	2,123

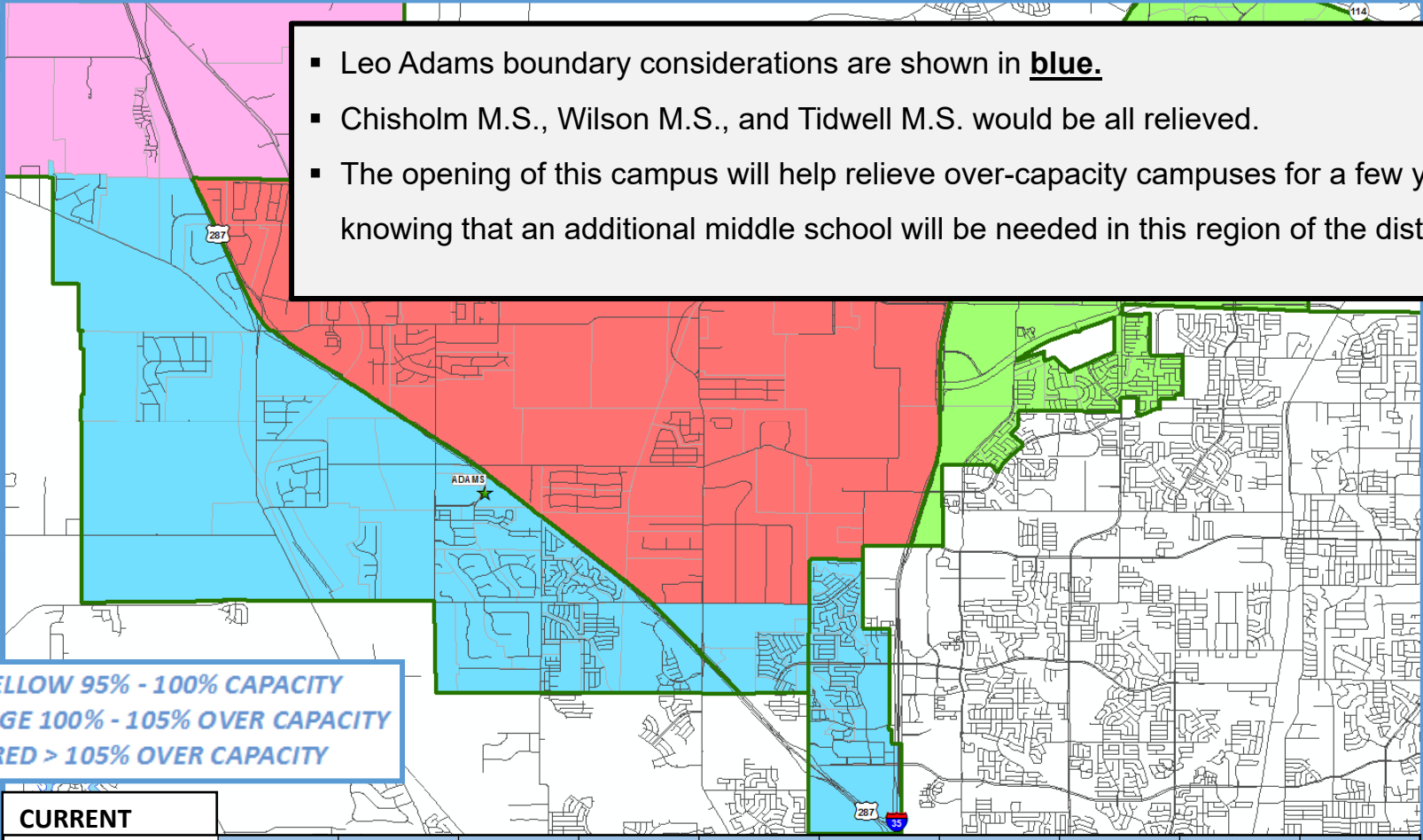


MID_PLAN1	2018/19	2019/20	2020/21	2021/22	2022/23	2023/24	2024/25	2025/26	2026/27	2027/28
ADAMS	923	1,034	1,180	1,261	1,339	1,408	1,504	1,591	1,652	1,693
TIDWELL	972	1,050	1,102	1,167	1,217	1,297	1,361	1,437	1,464	1,482
WILSON	1,171	1,239	1,288	1,340	1,421	1,548	1,662	1,751	1,840	1,939



Leo Adams Boundary Consideration

- Leo Adams boundary considerations are shown in **blue**.
- Chisholm M.S., Wilson M.S., and Tidwell M.S. would be all relieved.
- The opening of this campus will help relieve over-capacity campuses for a few years, knowing that an additional middle school will be needed in this region of the district.



YELLOW 95% - 100% CAPACITY
 ORANGE 100% - 105% OVER CAPACITY
 RED > 105% OVER CAPACITY

CURRENT		2018/19	2019/20	2020/21	2021/22	2022/23	2023/24	2024/25	2025/26	2026/27	2027/28
MID_NAME											
CHISHOLM TRAIL		1,097	1,134	1,250	1,312	1,415	1,478	1,594	1,711	1,804	1,891
TIDWELL		1,276	1,375	1,447	1,524	1,587	1,692	1,777	1,875	1,910	1,934
WILSON		1,143	1,242	1,307	1,359	1,427	1,542	1,648	1,723	1,806	1,907
CONSIDERATION		2018/19	2019/20	2020/21	2021/22	2022/23	2023/24	2024/25	2025/26	2026/27	2027/28
ADAMS		1,097	1,216	1,367	1,455	1,539	1,622	1,729	1,828	1,894	1,938
CHISHOLM TRAIL		492	467	472	462	485	491	525	563	598	652
TIDWELL		972	1,050	1,102	1,167	1,217	1,297	1,361	1,437	1,464	1,482
WILSON		997	1,057	1,101	1,146	1,221	1,334	1,437	1,514	1,598	1,694



Attendance Boundary Committee

Recommendations

1. Make Boundary Adjustments as provided
2. Allow for Grandfathering of students who would be in their final year at any given campus, without transportation provided. (Ex: 4th grader this year who will be a 5th grader next year)

Attendance Boundary Committee

Questions & Comments